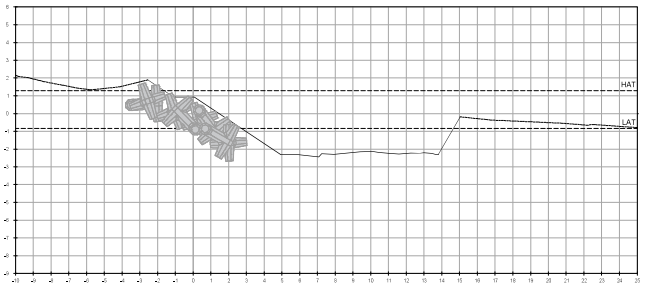
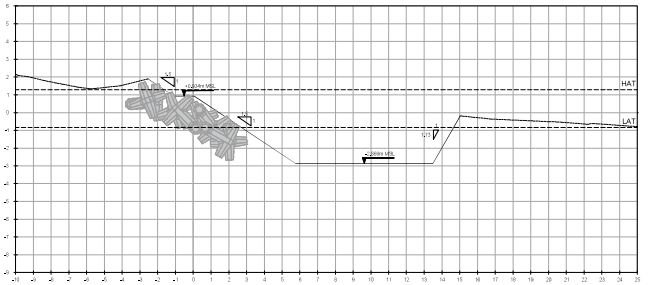


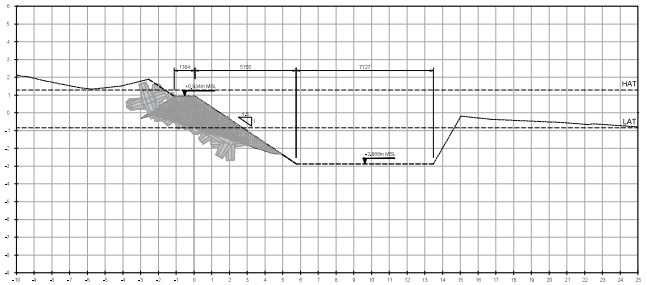
1. EXISTING PROFILE
1:100



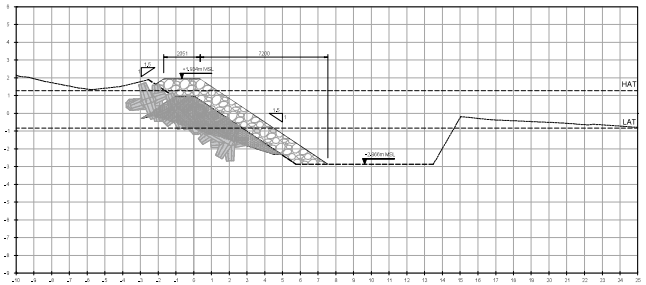
2. REMOVAL OF EXISTING DOLOS
1:100



3. DREDGE PROFILE
1:100



4. GEOTEXTILE PLACEMENT
1:100



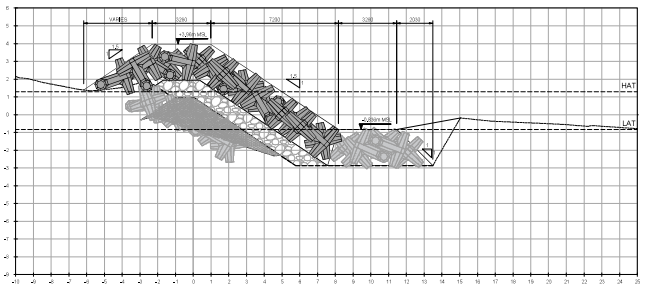
5. UNDERLAYER PLACEMENT
1:100

CHAINAGE 1+400.00 TO 2+000.00

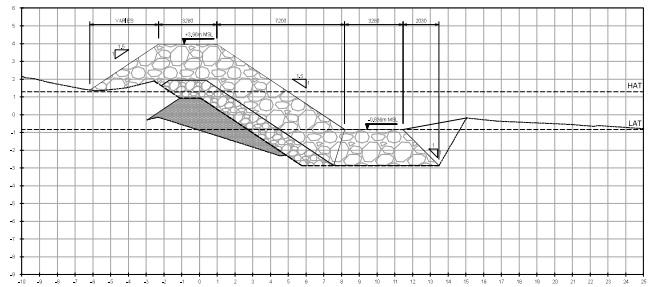
LAYER	M_{50}	GRADING	THICKNESS
ARMOUR	3 ton DOLOS	PACKING DENSITY COEFFICIENT = 0,63	2 000 mm
UNDERLAYER	300 kg	150 - 550 kg	1 800 mm

CHAINAGE 2+000.00 TO 2+400.00

LAYER	M_{50}	GRADING	THICKNESS
ARMOUR	3 000 kg	2 000 - 4 000 kg	2 000 mm
UNDERLAYER	300 kg	150 - 500 kg	1 800 mm



6a. 3 TON DOLOS UNITS PLACEMENT (1+400.00 TO 2+000.00)
1:100



6b. 3 TON ARMOUR ROCK PLACEMENT (2+000.00 TO 2+400.00)
1:100

LEGEND

- FILTER LAYER TO FILL VOIDS
- UNDERLAYER (M_{50} = 300kg)
- ARMOUR ROCK (M_{50} = 3 000kg)
- GEOTEXTILE (GRADE A2/B180N)
- EXISTING GROUND PROFILE
- DREDGE OUTLINE
- EXISTING 3 ton DOLOS
- NEW 3 ton DOLOS

General Notes

The contractor shall verify all site conditions, dimensions and levels on the site and notify the NEC supervisor of any variations before construction.

Dimensions are in millimetres except on chainages and cross-sections, which are given metres.

Dimensions must not be scaled or assumed. After notification, discrepancies or missing dimensions will be corrected in writing by the engineer.

All levels are with reference to Mean Sea Level (MSL) which is 0,635 above Chart Datum (CD).

Tonnages of rock available at stacking yard is 71t. Concrete strength and dimensions of slabs to be verified during construction.

Armour rock to conform to EN 13383.

Concrete (where applicable the following shall apply)

All concrete work shall conform with the latest amended issue of SANS 2001 : Standard Specification for concrete works and SANS 10100 : The structural use of concrete.

New objects to be cast with concrete with a 30MPa 28-day strength

A set of six cubes must be made for every fifty cubic meter (or portion thereof) of concrete poured on a specific day. 3 of the cubes must be tested at seven days and the balance must be available for testing at 28 days.
The test results are to be submitted to the engineers immediately, and should any problems be anticipated no shuttering is to be stripped until further notice from the engineer.

All concrete shall be elevated according to specifications. All concrete must be cured continuously for seven days after pouring and effectively protected against dehydration.

Coordinate System Details	
Ellipsoid	WGS-84
Datum	Hartebeesthoek 94
Projection	Gauss Conform Lo25°

DRAWING NO.	DRAWING DESCRIPTION
	REFERENCE DRAWINGS

NO.	DESCRIPTION	BY	CHKD	APPD	DATE
04	ISSUED FOR TENDER	PM	ML	ML	06/06/2018

REVISIONS

This Document including all design and information Reside in Confidential Intellectual Property of Transnet.
Copyright and all other rights are reserved by Transnet. This Document may only be used for its intended purpose.

CONTRACTOR / CONSULTANT				TRANSNET NATIONAL PORTS AUTHORITY			
TITLE	NAME	SIGN	DATE	TITLE	NAME	SIGN	DATE
DRAWN	.		. .	DRAWN	PM		25 02 20
CHECKED	.		. .	CHECKED	ML		24 02 20
DESIGNED	.		. .	DESIGNED	PM		17 02 20
CHECKED				CHECKED	ML		10 02 20
PR.ENG. / PR.TECH./PR. ARCH				PR.ENG. / PR.TECH./PR. ARCH			
NAME	TP		DATE	NAME	W LLIAMS		DATE
SIGNATURE			. .	SIGNATURE			06 09 20
REG. NUMBER	XXXXX			REG. NUMBER	20780531		
TITLE				TITLE			
SCALE	XX			PURPOSE			AD
TRANSNET ORG. NO.			.			REV.	.

Transnet National Ports Authority
TRANSNET SOC Ltd REG NO. 1990/000900/30
TEL 041 507 1700
TO: PORT CAPTAIN
PORT ELIZABETH
6001

PORT OF PORT ELIZABETH

PORT ELIZABETH N2 FORESHORE REHABILITATION SHORT-TERM SOLUTION

CONSTRUCTION SEQUENCE

PROJECT ORIG. NO.: XPE.E.0030-001-S-SE-0001-01
REV.: 0A